

# Sefton Infants School Learning at Home



Week beginning Monday 18/5/20 - Years 1 and 2 Triangles

This Week's Spelling Words: pram, prod, press, trim, trap, trot, track, trees, wrap, wrong

## Monday 18/5/20

### Morning Session English

\*Choose your new book. Look at the cover and the title and make predictions about the book.

\*Read your book aloud. Stop if you get to any words you don't know the meaning of. Ask a family member to tell you or help you find the meaning.

\*Write your new spelling words and say them out loud as you write. After they are written, spell each word while you clap each letter.

\*Write a recount about something you have done (perhaps your first day back at school).

\*You will need "Who", "When" and "Where" as well as time connectives and adjectives.

\*Remember, saying your sentences out loud will help you know where to put the full stops.

\*Try not to start every sentence with "Then".

### Middle Session Mathematics

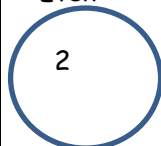
Odd and Even Numbers

\*In your book draw 2 large circles. Write even and odd above each circle.


\*Close your eyes and choose a number card. Is it odd or even?

Write it in the correct circle.

Even



Odd



\*Do this several times. Your circles will become full of numbers.

\*Choose 2 cards to make a two digit number.

Is it odd or even? Remember if the last digit is even then the whole number is even. If the second digit is odd then the whole number is odd.

\*Write the two-digit number in the correct circle.

\*Do this several times.

**B  
R  
E  
A  
K**

### Afternoon Session STEM

Build a bridge

\*Your bridge must be at least 60 cm long.

\*It must stand at least 10cm off the ground.

\*Your bridge must be strong enough to hold the weight of 4 pencils or textas.

\*The cross part of your bridge can only be made of paper. You can use other materials for other parts of your bridge.

\*If your bridge doesn't work, try different things and take notice of what is working best.

\*Do you think you would get a different result if you were able to use different materials??

Take a photo and send to Dojo

### Home Task

Clear the mail box. Deliver the mail to the correct people in your home. If there is no mail today, try tomorrow.

**B  
R  
E  
A  
K**

# Sefton Infants School Learning at Home

Week beginning Monday 18/5/20 - Years 1 and 2 Triangles



**This Week's Spelling Words: pram, prod, press, trim, trap, trot, track, trees, wrap, wrong**

## Tuesday 19/5/20

### Morning Session English

Read your book again, making sure you use your reading strategies. Talk with a family member about your strategies and how you know when to use each one.

\* Write the meaning of your first 5 spelling words.

Procedure writing.

When we write a procedure, we are giving instructions so we need to use verbs (doing or action words).

\* Write as many verbs as you can that could be used in a procedure. We are not talking about something that has already happened so don't use "ed" on the end.

\* Example.

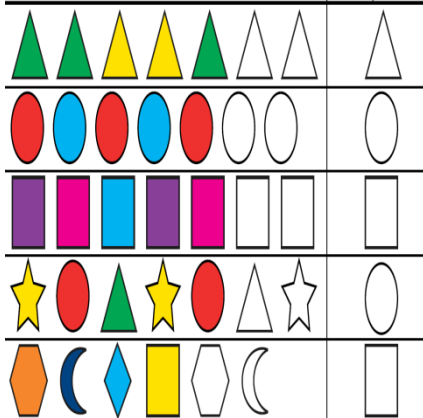
Fold, run, mix, stir, draw

### Middle Session Mathematics

Look at the patterns below. Colour the next shapes by following the pattern.

Colour the next 2 shapes for each pattern.

Colour the 8<sup>th</sup> shape in the sequence.



Copy these number patterns into your book and fill in the missing numbers. The last two are tricky. You might have to look at the shape patterns above for a clue.

2, 4, 6, 8, 10, \_\_\_\_\_, \_\_\_\_\_

1, 3, 5, 7, 9, \_\_\_\_\_, \_\_\_\_\_

20, 19, 18, 17, 16, \_\_\_\_\_, \_\_\_\_\_

20, 18, 16, 14, 12, \_\_\_\_\_, \_\_\_\_\_

7, 5, 7, 5, 7, 5, \_\_\_\_\_, \_\_\_\_\_

15, 20, 15, 20, 15, \_\_\_\_\_, \_\_\_\_\_

**B  
R  
E  
A  
K**

**B  
R  
E  
A  
K**

### Afternoon Session STEM

\* Make the best plane or rocket you can by using paper, cardboard and any other materials you can find around your home.

\* Your goal is to make a plane or rocket that will fly the furthest.

\* Test your plane along the way by measuring how far it flies. Make changes and try it again.

\* Talk to your family member about the changes you are making. Get their advice.

What did you discover?  
Did the materials make a difference?

Send a photo to Class Dojo

### Home Task

Help with the dishes after dinner.  
You might dry them and put them away or you might put them in a dishwasher.

# Sefton Infants School Learning at Home

Week beginning Monday 18/5/20 - Years 1 and 2 Triangles



This Week's Spelling Words: pram, prod, press, trim, trap, trot, track, trees, wrap, wrong

## Wednesday 20/5/20

### Morning Session English

\*After reading your book, tell the story in your own words but give the story a different ending.  
\*Write a different last page for the book using your own story ending.

\*Take these letter cards  
**e s t c g b a h p i m**  
\*How many words can you make with these letters?  
\*Have a good look at the letters. If you can see some sound blends, you will be able to make lots more words!



Write 2 sentences about this picture. Don't forget your punctuation.

Write 2 questions about this picture. Don't forget, questions look different than sentences!

### Middle Session Mathematics

Measurement - Length

\*Measure everything on this list of things around your home. You will have to think about what would be best to measure each thing with. Would you use your hand, your finger, a pencil, large steps or other things you have at home?

Would you use the same thing to measure everything on this list?

#### Things to Measure

Your bed.

The television.

A milk bottle or carton.

A lounge or sofa.

The length of the lounge room wall.

A piece of fruit or a vegetable.

\*Write or draw the object in your book with the measurement. Don't forget to write what you used to measure it with.

### Afternoon Session Personal Development

By now everyone will have had at least 1 day back at school.

\*Write a list of what you liked best about being back.

Was it good to see your friends again?

Were there any changes?

\*Write as many things as you can think of.

Make sure you use proper sentences (capital letters, spaces and full stops)

### Home Task

Exercise Time!

Run on the spot for 1 minute  
10 Squats  
10 Star jumps  
March for 1 minute (straight arms and straight back)

**B  
R  
E  
A  
K**

**B  
R  
E  
A  
K**

# Sefton Infants School Learning at Home

Week beginning Monday 18/5/20 - Years 1 and 2 Triangles



This Week's Spelling Words: pram, prod, press, trim, trap, trot, track, trees, wrap, wrong

**Thursday 21/5/20**

## Morning Session English

Read your story with as much expression as you can. Take notice of speech marks " " and exclamation marks !

\*Choose 3 spelling words and write a sentence for each word.  
\*Underline the spelling word.

\*Copy the following paragraph in your workbook.

Read it out loud and try to hear where each sentence should finish. Use a coloured pencil to put the full stops and capital letters in the correct places.


Fix any other mistakes you can see.

it is very cold outside today  
so i will stay inside i might  
watch a movie or play a game  
at lunchtime i will have some  
nice hot soup

## Middle Session Mathematics

Measurement - Length

Copy this picture in your book.



Use a pencil to measure each body part. Use arrows and labels to record the lengths.

## Afternoon Session Creative Thinking

Make a simple board game.

\*Use a large piece of paper or cardboard or use a whole page in your book.

\*Think about other board games you have played.

\*You will need a counter for each player and dice.

\*Most board games have a track to move around and spaces within the track for players to put their counter.

\*Make up your own rules for the game. You will have to think how to get a winner.

\*Make your game fun and give it an interesting background.

You can even give your game a name.

## Home Task

Play your game with a family member.

**B  
R  
E  
A  
K**

**B  
R  
E  
A  
K**

# Sefton Infants School Learning at Home

Week beginning Monday 18/5/20 - Years 1 and 2 Triangles



This Week's Spelling Words: pram, prod, press, trim, trap, trot, track, trees, wrap, wrong

## Friday 22/5/20

### Morning Session English

\* Have a family member give you a spelling test of this week's words.

\_\_\_\_\_

\* Practice writing any words that tricked you.

\_\_\_\_\_

\* Write a book report about a book you have read this week.

Title \_\_\_\_\_

Author \_\_\_\_\_

You must comment on something that would make the book better and use the word "because".

Draw your favourite part of the book.

### Middle Session Mathematics

#### Addition

\* Select 2 number cards that add together to make 12.

\* Write the number sentence.

\* How many other ways can you make 12 with 2 cards?

\* Write the number sentences in your book

\* Now use 3 cards to make 12.

\* Write the number sentences in your book.

\* Do the same activity using for number 13.

**B  
R  
E  
A  
K**

**B  
R  
E  
A  
K**

### Afternoon Session Visual Arts and Music

\* Make a musical instrument using things you can find around your home.

\* You might like to make a simple drum or a shaker.

\* Perhaps you can think of a more interesting instrument. Think about the instruments you have seen during our visits from "Heartlinks" last term and last year.

\* Decorate your instrument and try to play it with a song you know.

\* Use the instrument to keep the beat of the song.

### Home Task

\* Pack up your work area. Sharpen your pencils and put them away in your pencil case. Make sure you have your things ready for next week's work.

Have a lovely weekend.